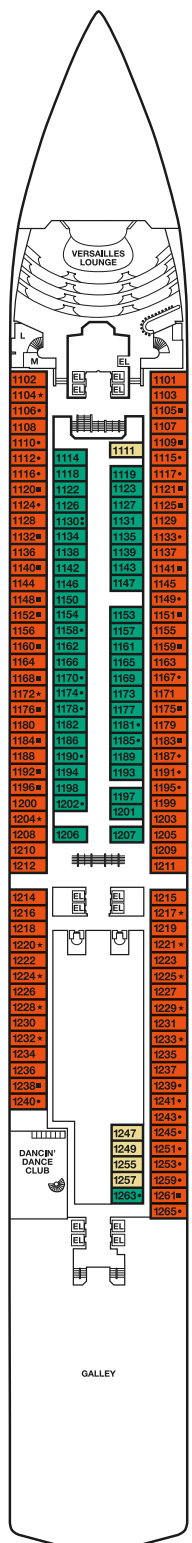
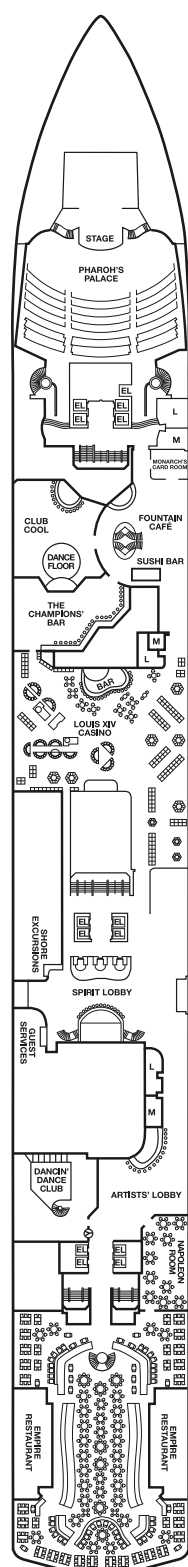


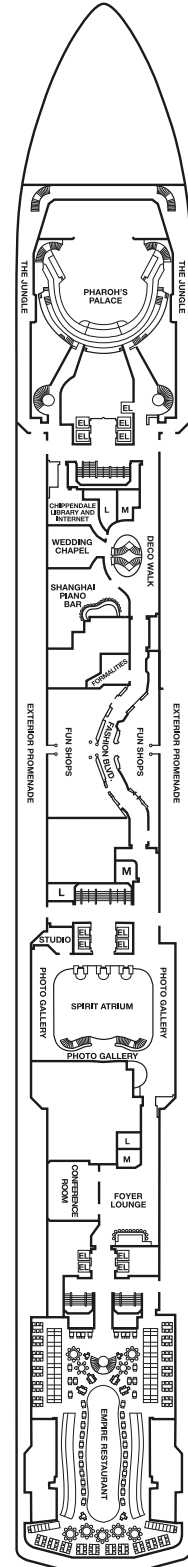
Gross Tonnage: 88,500 Length: 963 Feet Beam: 106 Feet Cruising Speed: 22 Knots
Guest Capacity: 2,124 (Double Occupancy) Total Staff: 920 Registry: Panama



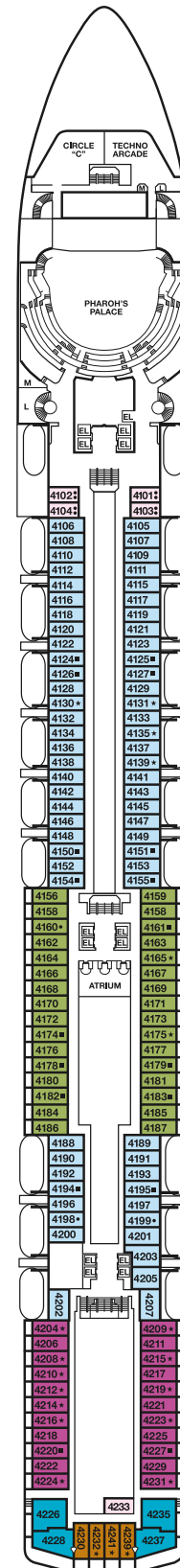
Riviera • Deck 1



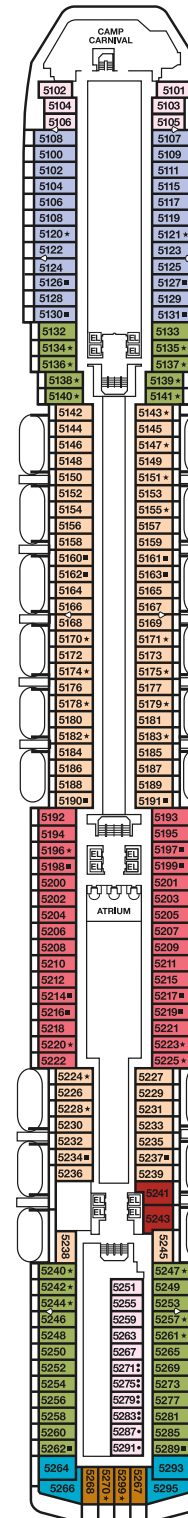
Promenade • Deck 2



Atlantic • Deck 3



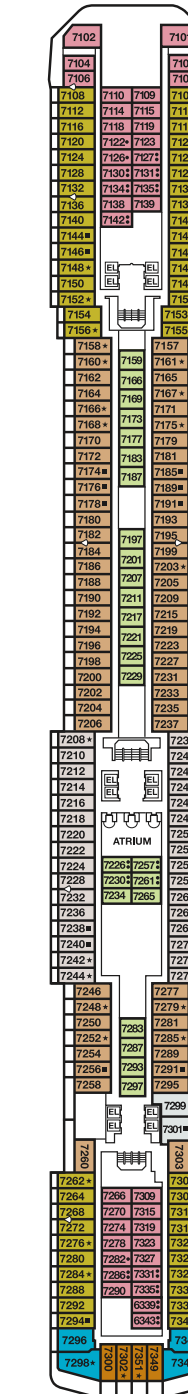
Main • Deck 4



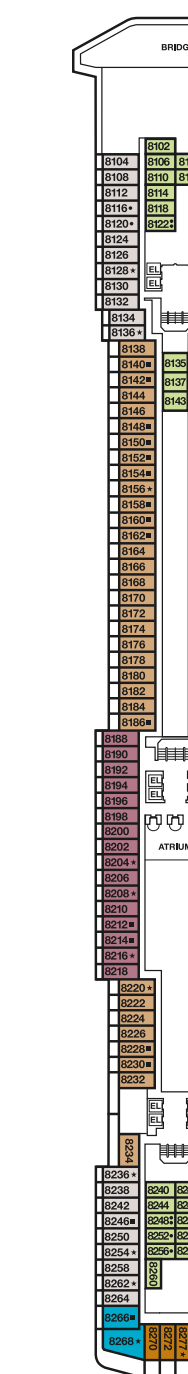
Upper • Deck 5



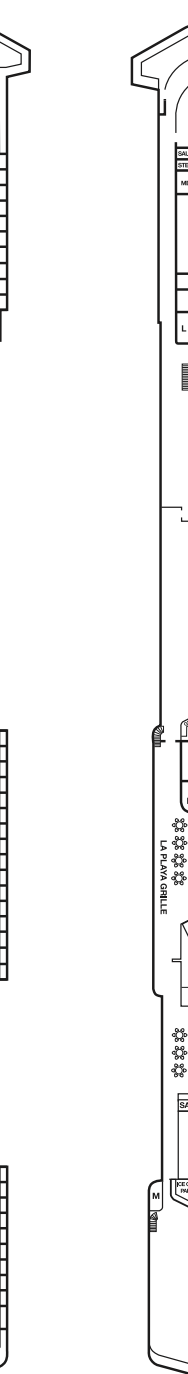
Empress • Deck 6



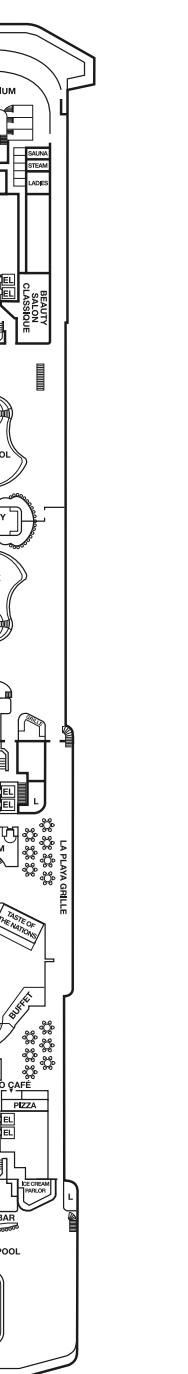
Verandah • Deck 7



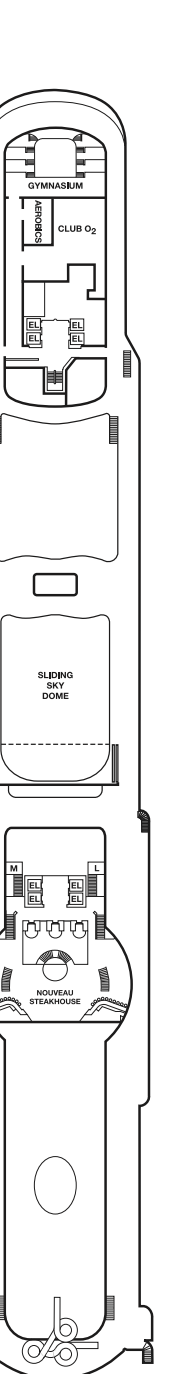
Panorama • Deck 8



Lido • Deck 9



Sun • Deck 10



Sky • Deck 12

ACCOMMODATIONS SYMBOL LEGEND:

- ★ 2 Twin Beds (convert to King) and Single Convertible Sofa
- 2 Twin Beds (convert to King) and 1 Upper
- 2 Twin Beds (convert to King) and 2 Uppers
- 2 Twin Beds (convert to King), Single Convertible Sofa and Upper
- ◁ Connecting staterooms (ideal for families and groups of friends)

- 7A Balcony staterooms with obstructed views: UPPER DECK: 5142 through and including 5191; 5224 through and including 5239; 5245.
- 9A Balcony staterooms with obstructed views: UPPER DECK: 5241, 5243.

Suites with standard-size balconies: MAIN DECK: 4226, 4235
 Extended balcony 50% larger than Standard balcony.
 Staterooms are available that are modified for wheelchair users. Please contact Carnival Reservations Department, Guest Access Services, at 1-800-438-6744, ext. 70025, for details.
 Even-numbered Interior staterooms exit port side (left); odd-numbered Interior staterooms exit starboard (right).

CATEGORIES:

- 1A 4A 4B 4C 4D 4E 4F Interior
- 6A Ocean View
- 7A Balcony with obstructed views
- 8A 8B 8C 8D 8E 8F Balcony
- 8G 8H Extended Balcony
- 8I Aft-View Extended Balcony

- 9A Premium Balcony: Various configurations
- 9B Balcony staterooms with obstructed views
- 11 Suite
- 12 Penthouse Suite

For a closer look at individual ship deck plans or to take a 360° tour, visit carnival.com/funships.